

HOMES MAGAZINE

FEATURING MORE THAN 1,100 NEW HOME AND CONDO COMMUNITIES


HOMES

www.homesmag.com

MAY 2000

Greater Toronto Area

MAY 2000 EDITION



**New Directions For A
New Millennium!**



VISIT NORTH STAR HOMES ON PAGES 47-50

SHOW HOME BONANZA!

**Condo Special Report • Decorate a New Home
Oakville, Burlington, Hamilton, St. Catharines, Niagara**

GREATER TORONTO AREA


ALL NEW COLOUR-CODED MAP GUIDES • EVERY NEW HOME BUYER WINS A FREE GIFT

Starting with white walls

DESIGN TEAM SHOWS HOW TO MAKE A HOUSE A HOME



The Great Room is the hub of the Dream Home. Its lush textures and colours are soothing and relaxing. A richly patterned carpet provides warmth underfoot and pulls the space together. Custom scroll-shaped fabric covered valances frame the windows and enhance the view, while light oak wooden blinds with decorative fabric tapes provide privacy.



The problem confronts the owners of every new home – how to take those empty white rooms and turn them into attractive living spaces. A design team led by Jeanne Grier showed how it's done at the Fall International Home Show.

They had a few weeks for planning, but at crunch time the team had only two days (and nights!) to transform a Model Home with paint, wallpaper and a truckload of borrowed furnishings.

Before the design team was assembled, Grier had the task of selecting tiles, cupboards, countertops, and flooring. She found herself in a position familiar to many new homeowners – no furnishings had been selected, so the palette was wide open. However, rather than opt for the safety of all white selections, Jeanne made selections with the vague idea that her team could work with a blue and green colour scheme.

The decor of the house was based on a palette reflective of the home's ideal rural surroundings: blues from water and sky, greens from forests and fields, coral from sunsets and gardens, and amethyst from storm-tinged skies. This relaxed and fun-loving palette was given a soothing hint of sophistication with neutrals inspired by sandy beaches and local wildlife.

Now, imagine that this home is sitting on a serene waterfront property...

In the kitchen, natural maple cabinets with an olive stained centre island bring a subtle and slightly continental 'furniture' effect while contrasting delightfully with the vivid walls. Blues, greens, ivories, and beiges in the laminate countertop and ceramic floor lend harmony

Design Team: Decorating Den Interiors,
Ontario Region
1-800-263-0242

Team Leader: Jeanne Grier,
Decorating Den Interiors,
Thornhill (905) 737-1488

Builder: Quality Engineered Homes,
1-800-265-2648

Photography: Joe Paulo



The daunting white wall in the kitchen was painted a rich, warm coral hue, which is continued down the hallway into the dining room, and unifies the spaces. Natural maple cabinets with an olive stained centre island bring a subtle and slightly continental 'furniture' effect while contrasting delightfully with the vivid walls.

to the overall colour scheme. For added drama, the kitchen walls have been given a faux finish treatment, with decorative medallions applied for pizzazz and a custom touch.

The rich, warm coral hue is continued down the hallway into the dining room, and unifies the spaces.

As the hub of the Dream Home, the Great Room is truly great! Its elegant appointments make for wonderful entertaining, while its lush textures and colours are soothing and relaxing for day-to-day use. Light spring green is highlighted on the walls for a fresh backdrop to the luxuriant colours and textures of the furnishings.


The sofa is as sumptuous to the eye as to the touch, with its deeply tufted, earthy brown leather and mossy green velour upholstery, and richly patterned accents. A matching leather ottoman is multi-functional as a footstool, low seat, or coffee table. A co-ordinating armchair in matching mossy



green velour provides additional comfortable seating.

In keeping with the versatile nature of the room, a games table, selected to match the occasional tables, provides the ideal location for games, conversation, and entertaining. A richly patterned carpet provides warmth underfoot and pulls the space together. Custom scroll-shaped fabric covered valances frame the windows and enhance the view, while light oak wooden blinds with decorative fabric tapes provide privacy as needed, and stack neatly when not in use. 🏠

A Welcome Change





The problem with the lobby in the condominium building was obvious to everyone. It felt unfriendly. It had looked great in the artist's sketch before construction, but the combination of the marble and the cool colours made it too cold for comfort. There were many in the building who were sure the lobby was dragging down resale values.

The solution was to hire a professional decorator, Anita Wiklem from Decorating Den Interiors, Thornhill. The condo committee asked for her suggestions. What she gave them exceeded their budget – and their expectations.

First, she presented them with their basic furnishing needs, well within their original budget. Then she gave them a second proposal, showing what she could do to the space with a few accessories. It was a bold plan, almost twice the original budget.

But the committee could see the difference. They went for it.

Wiklem created more comfortable spaces by setting up three seating areas decorated in bright and cheery colours. Yellow and red were used for warmth, with furnishings placed on a dramatic patterned carpet with a black background. Non-marble walls were papered with a rich golden tone-on-tone stripe.

Now the lobby is a welcoming space. Visitors often comment on the decor – and the condominium owners feel more secure about their investment. 🏠

*Designer: Anita Wiklem,
Decorating Den Interiors, Thornhill
(905) 737-1488.*

