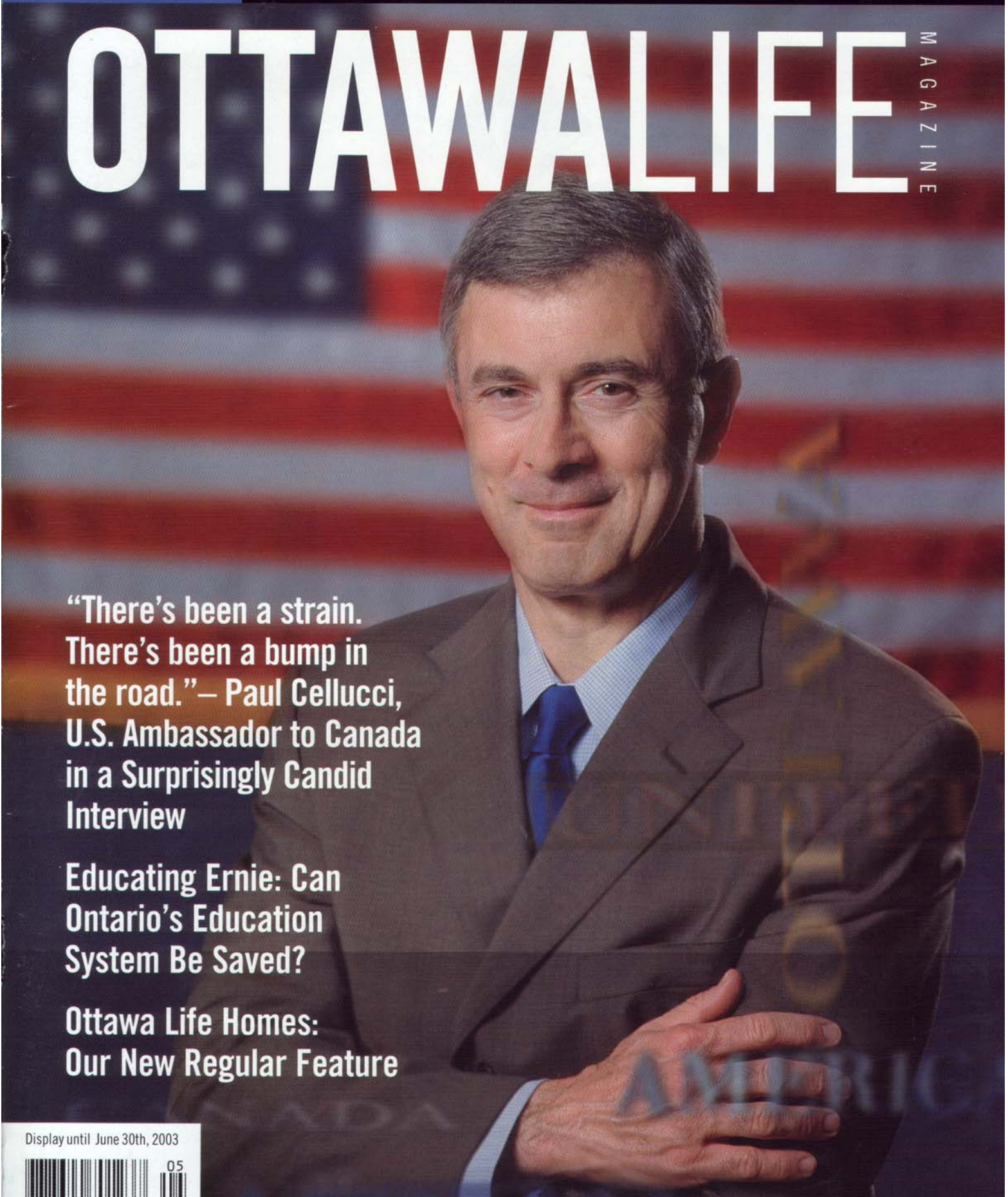


OTTAWA LIFE

MAGAZINE



**“There’s been a strain.
There’s been a bump in
the road.” – Paul Cellucci,
U.S. Ambassador to Canada
in a Surprisingly Candid
Interview**

**Educating Ernie: Can
Ontario’s Education
System Be Saved?**

**Ottawa Life Homes:
Our New Regular Feature**

Display until June 30th, 2003



DISTRIBUTED BY:
CoasttoCoast
 CALL 416-754-3900



www.magma.ca
 EXCEPTIONAL INTERNET
 613.228.3565

SINCE 1995

www.ottawalife.com is hosted by Magma



contents


May / June 2003 volume 6 • number 2

features

JUNO WHAT HAPPENED? Highlights from April's Junofest in the Capital.	7
OTTAWA LIFE HOMES Gardens of distinction, stately homes and self-cleaning windows.	14
PAUL CELLUCCI Strong ties — the reality is we're inseparable.	25
EDUCATING ERNIE The uncertain future of educational reform in Ottawa.	33
EXPLORING BRITAIN Katharine Fletcher discovers riding the rails is her cup of tea.	42




19



16

25




46



columns

publisher's message.....	6
contributors.....	6
best picks	8
capital clips	9
books.....	11
wine by Trieste	13
homes.....	14
your worth.....	40
second opinion.....	41
travel	42



Breaking All the Rules

by Becky Pocock



In Anita Wiklem's most recent project, a two-storey dining room, she accented the high ceiling with glass boxes and tall orchids to create a comfortable eating space and high-traffic area.

around. Rather, they look to tie in older vintage collectables and place them in a modern setting.

"There is a lot of contemporary-meeting-traditional; many people are looking to modernize old ideas," Wiklem explains.

Pick a signature piece to focus your décor decisions on. This approach should embody both the colour of the room, as well as its style and mood.

The fabric and flooring should be chosen before buying paint; once this is done, remember to purchase the large elements first.

Use a mix of patterns: large-scale, small-scale, checks, stripes, geometric or plain. And keep in mind the room's function.

As Wiklem notes, lighting is key, whether you read, sew or want to dine in refined lighting. "Make sure you pay attention to where the light reaches, how strong it is and where the shadows turn up," she advises.

When starting a project like this, begin with the rooms you spend the most time in.

"Many start with the living room, then they attach an invisible rope to it and never enter the thing," Wiklem observes.

But the do's and don'ts will only get you so far. It's the inquisitive steps in an unknown direction that really bring a person that extra mile towards having a truly functional, breathtakingly unique home. ■

Wiklem Design Inc. T: (416) 934-9161.
www.wiklemdesign.com.

When it comes to designing a home, Anita Wiklem sees no problem with breaking a few rules now and again.

"Implement some rules, then break a couple along the way," Wiklem says from the Toronto office of Wiklem Design Inc.

Since 1993, Wiklem has broken one rule with every client, allowing her to create remarkable and noted interior designs.

Her award-winning stark white family room took many people by surprise for its ingenuity. Darker colours (said to be intimate) create a more relaxing atmosphere, but Wiklem cracked the code and found a way to bring that same atmosphere to a room by thinking with total originality.

"As long as people understand the basic concepts of design, breaking a few rules can prove to be refreshing and bring unexpected life to the room," says Wiklem, who has created beautiful spaces across North America and Europe.

In her most recent project (see illustration), the two-storey dining room does not

meet the typical criteria. In this open concept home, the dining room works as both a comfortable eating space and high-traffic area. Wiklem worked with the glass boxes and high ceiling and accented this height with the tall orchids on the glass table.

The green mango tree against the wall brings life to the room, while also balancing the space and giving more weight to the lower half, where the family dines.

Wiklem offers a few helpful suggestions to those who are planning to decorate their homes.

Have a floor plan sketch to take with you while you shop and figure out what style and colours appeal to you before you head out. Keep in mind the mood effects of different colours. Red – intimate; pale blue – soothing; yellow – upbeat.

After identifying the room's focal point—whether fireplace, bed or armoire—define the room's style and be specific about what you are looking for.

Wiklem finds many people are not looking for specific styles to mold their home